

Congratulations!

You are now the proud owner of the new, smaller, lighter, brighter Volume 2 of the world's first serious book light, The "Itty Bitty" Book Light by Zelco.

Like all Zelco products, The "Itty Bitty" Book Light, Volume 2 is made of the best materials available and to the highest standard of craftsmanship, and, if used according to the following instructions, should provide you with years of comfortable, fatigue-free reading.

Please read instructions before using.

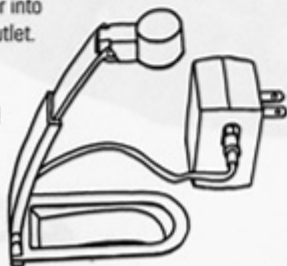
Instructions

Your "itty bitty" book light can be operated with normal 110V house current or with batteries.

Using electrical current: Plug lamp into A/C adapter.

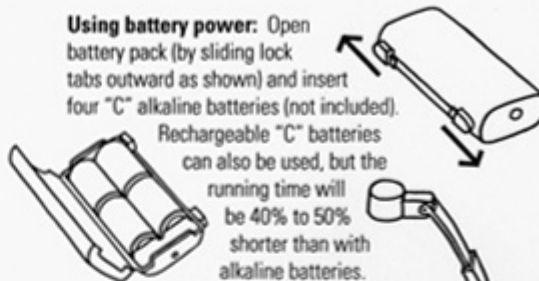
Plug adapter into any 110V outlet.

DO NOT PLUG INTO EXTENSION CORD.



Using battery power: Open battery pack (by sliding lock tabs outward as shown) and insert four "C" alkaline batteries (not included).

Rechargeable "C" batteries can also be used, but the running time will be 40% to 50% shorter than with alkaline batteries.

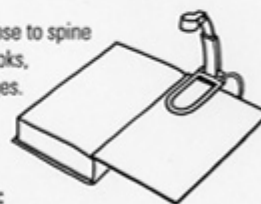


Plug lamp cord into battery pack.



Attaching light to book:

On hardcover books, clip light to back cover as close to spine as possible. On softcover books, clip light to last 30 to 50 pages. To read end of book, clip light to first 30 to 50 pages.



Replacing bulb:

Lift light hood up out of track. Exchange bulb. Replace hood.

Turning light on and off: Extend telescoping arm to turn lamp on. Retract arm to turn lamp off. (Safety, thermal, heat fuse will automatically turn light off if light gets too hot).

